

## Preparation and characterization of carbon fiber reinforced phenolic resin-based plastics composites (CFRP)

\*Khurram Iqbal<sup>1</sup>, Khudaija Ayub<sup>1</sup>, Jawed Iqbal<sup>2</sup>, Faisal Nawaz<sup>3</sup>

<sup>1</sup>Department of Mathematical Sciences, Federal Urdu University of Arts, Sciences and Technology, 75300Karachi, Pakistan

<sup>2</sup>Institute of Space and Planetary Astrophysics, University of Karachi, 75270, Karachi, Pakistan

<sup>3</sup>Department of Mathematics, University of Karachi, 75270, Karachi, Pakistan

### ABSTRACT

*CFRP composites prepared by the wet hand layup technique are important materials for the application in space/aviation industries. The important advantages of these composites are economical in price, and gives high carbon yields. In this paper, non-destructive evaluation technique has been used. The change of density and specially the porosity of the composites were analyzed. The structural characteristics of the composites were characterized by Archimedes's method.*

**Keywords:** CFRP composites; Characterization; Porosity

### 1. INTRODUCTION

CFRP composites are finding more and more use, and becoming more and more important for space/aviation industries, and general structural applications[1-4]. And the carbon yields allow the conversion of CFRP to different advanced composites such as ceramics matrix composites (CMC) [5-7]. These materials express different stiffness and rigidity with other composite materials[8-12]. Low porosity levels are required for ensuring the performance of composite parts. It has been observed that the inter laminar shear strength reduces by 7% per 1% of porosity [13, 14]. Schulte-Fischedick has clarified the stress state during the heat treatment at the above temperature of 500°C, the first cracks appeared at the fiber/matrix interface[15-19]. For this reason, the current work is to obtain the structural characteristics of these materials. The density and porosity measurements are studied.

## 2. Experimental

### 2.1 Materials

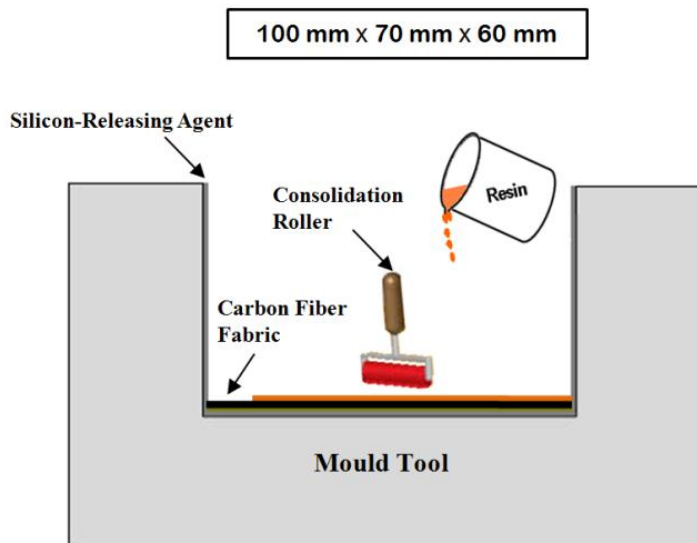
The 3K poly-acrylonitrile(PAN) based high strength fibers which is supplied by Toray Industries Inc., Japan were chosen. For the matrix materials, phenolic resins adopted in this study was FB resins which is supplied by Bengbu High-Temperature Resistant Resin Factory, China. The characteristics of the supplied materials are listed in Table 1.

Materials	Density (g/cm <sup>3</sup> )	Tensile strength (MPa)	Tensile modulus (GPa)	Diameter (μm)
Carbon fiber	1.76	3530	230	7
FB resin	1.28	≥71	≥3.6	3-20

**Table 1.** Properties of carbon fiber and FB resin


### 2.2 Preparation of CFRP composites

CFRP composites were manufactured by wet hand layup technique[1-4] is shown in Fig. 1.



**Fig.1.**Schematic diagram of wet layup method.

A composite of thickness 4 to 4.5 mm was made by using 20 layers of the carbon fiber fabrics (0°/90°). The samples were cured at 150°C for 10 hours, and also post-cured at 240°C in ambient atmosphere for 10 hours. Schematic diagram of the fabrication technique for CFRP composites are shown in Fig. 2.



**Fig. 2.** Schematic diagram of the fabrication technique of CFRP composites.

### 2.3 Measurement

The analytical balance machine was used to measure the weight variation of the samples before and after yrolysis. The calculation for density ( $\rho_s$ ) and porosity ( $V_v$ ) of the samples using Archimedes principle were carried out in accordance with ASTM D792. The density and the porosity are given by Eqs. (1) and (2), respectively:

$$\rho_s = \frac{m \rho_0}{m_1 - m_2} \quad (1)$$

$$V_v = 100 - \rho_s \left( \frac{\% m_{matrix}}{\rho_{matrix}} + \frac{\% m_{fibre}}{\rho_{fibre}} \right) \quad (2)$$

Where  $\rho_s$  is the density,  $V_v$  is the porosity, % m matrix is the mass fraction of matrix, % m fiber is the mass fraction of fiber,  $\rho_{matrix}$  is the density of matrix,  $\rho_{fibre}$  is the density of fiber,  $\rho_0$  is the density of water,  $m$  is the sample weight in the air,  $m_1$  is the sample weight measured after being immersed in the water for 24 hours and then wiped, and  $m^2$  is the sample weight in distilled water.

3. Results and discussion

The density and the porosity values were calculated, and tabulated in Table 2.

Sample	$m$ (g)	$m_1$ (g)	$m_2$ (g)	Density (g/cm <sup>3</sup> )	Porosity (%)
CFRP	166.8	208.6	95	1.47	3.95

Table 2. The density and porosity values of CFRP composites.

The Table 2 expresses the samples is fully dense, and can be expected to stand up in infiltration process [17, 20, 21]. Sampling variations for density values (Fig. 3)

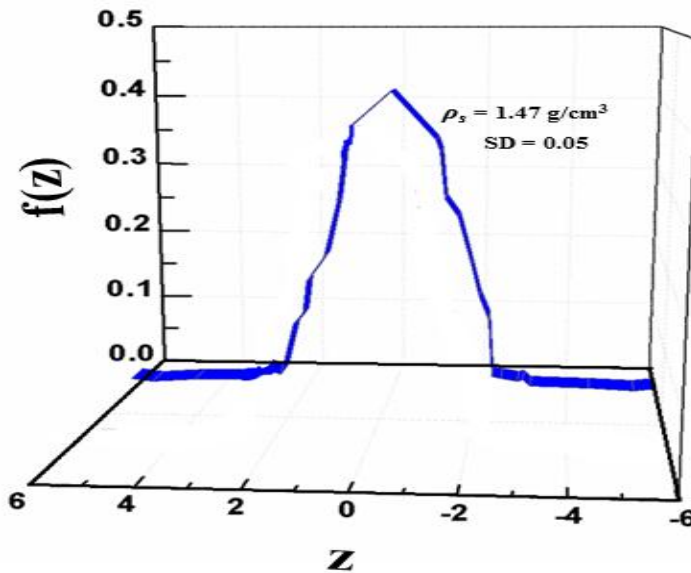


Fig.3. Sampling variations of actual density for CFRP.

were determined by Normal distribution equation [21]:

$$f(z = \frac{x - \rho_s}{SD}) = \frac{1}{SD\sqrt{2\pi}} e^{-\frac{z^2}{2}} \quad (3)$$

where x is the density of a small block,  $\rho_s$  the mean of density samples, and SD is the standard deviation of density samples.

#### 4. Conclusions

CFRP composites were prepared by wet hand layup technique. The density of the CFRP composites is  $1.47\text{g/cm}^3$ , and the porosity is 3.95%. The major outcome of the above investigations was establishing the fact that these composites are potential candidates for new processing technologies with a wide range of technological applications.

#### References

- [1] Gardziella A, Pilato LA, Knop A. Phenolic resins, chemistry, applications, standardization, safety and ecology. New York: Springer; 2000.
- [2] Vineta S, Gordana B, Dimko D. Composite material based on an ablative phenolic resin and carbon fibers. J Serb Chem Soc 2009; 74 : 441-453.
- [3] Knop A, Scheib W. Chemistry and application of phenolic resins. Berlin : Springer-Verlag;1979, p. 97.
- [4] Richardson MOW. Polymer engineering composites. London : Applied Science Publishers Ltd;1977,p. 38.
- [5] Fitzer E. Manocha LM. Carbon reinforcements and carbon/carbon composites. Berlin :Springer; 1998, p. 250-319.
- [6] Li JG, Hausner H. Reactive wetting in the liquid-silicon/solid-carbon system. J Am Ceram Soc 1996; 79 : 873-880.
- [7] Liu Y, Zhang C, Qiao S, Yang Z. Fabrication and microstructure of C/Cu composites. Adv Eng Mater 2010; 12 : 493-496.
- [8] Almir BS, Santos N, Lebre CLR. Flexural stiffness characterization of reinforced plastic (FRP) pultruded beams. Compos Struct 2007; 81 : 247-282.
- [9] Li M, Matsuyama R, Sakai M. Interlaminar shear strength of C/C-composites: the dependence on test methods. Carbon 1999; 37 : 1749-1757.
- [10] Zhandarov S, Mader E. Characterization of fiber/matrix interface strength: applicability of different tests, approaches and parameters. Compos Sci Technol 2005; 65 : 149-160.
- [11] Paiva JMF, Mayer S, Rezende MC. Evaluation of mechanical properties of four different carbon/epoxy composites used in aeronautical field. Mater Res 2005; 8 : 91-97.
- [12] Crouch B. Finite element modeling of the three-point bend impact test. Comput Struct 1993; 48 : 167-173.
- [13] Birt EA, Smith RA. A review of NDE methods for porosity measurement in fiber reinforced polymer composites. Insight 2004; 46 : 681-686.
- [14] Chen-Chi MM, Jia-Min L, Wen-Chi C, Tse-Hao K. Carbon/Carbon nanocomposites derived from phenolic resin-silica hybrid creamers: Microstructure, physical and morphological properties. Carbon 2002; 40 : 977-984.
- [15] Schulte-Fischedick J, et al. The crack development on the micro- and mesoscopic scale during the pyrolysis of carbon fiber reinforced plastics to carbon/carbon composites. Compos : Part A 2007; 38 : 2171-278.

- [16] Jenkins GM, Kawamura K. Polymeric carbons- carbon fiber, glass and char. London :Cambridge University Press; 1976.
- [17] Krenkel W, Gern F. Microstructure and characteristics of CMC manufactured via the liquid phase route. In:proceedings of the ninth international conference on composite materials; 1993.
- [18] Wang CJ. The effect of resin thermal degradation on thermostructural response of carbon-phenolic composites and the manufacturing process of carbon-carbon composites. J Reinf Plast and Comp 1996; 15 : 1011-1026
- [19] Krenkel W. Carbon fiber reinforced CMC for high performance structur. Int J Appl Ceram Technol 2004; 1 : 188-200.
- [20] Iqbal K, Sha J, Lei Zhen-Kun, Maqsood A, Mujahid M. Numerical studies of infiltration dynamics of liquid-copper and silicon/solid-carbon system. JOM 2014; 66 : 953-959.
- [21] Augusti G, Baratta A, Casciati F. Probabilistic methods in structural engineering. Chapman and Hall. New York (1984).